

Automotive Technical DATA BOOK

Click on one of the buttons above to view data for this car. To return to this screen and make another choice, click anywhere on the data screen.

MENU

HELP

Engine and cooling system 400 SE / V8S 1989 to 1995

Type	- / TVR	
Capacity (cm ³) / number of cylinders	4280 / 8	
Compression ratio / pressure	bar	10.5 / _
Oil pressure	bar	[2.1 to 2.8]
Oil temperature	°C	80
Valve clearance - inlet	mm	0: Hyd.
- exhaust	mm	0: Hyd.
Firing order	1-8-4-3-6-5-7-2	
No 1 cylinder position	FL	
Thermostat opening temperature	°C	88
Radiator cap pressure	bar	1.0

Fuel system 400 SE / V8S 1989 to 1995

Idle speed - manual [auto]	rpm	950±50
Fast idle speed - manual [auto]	rpm	_
CO @ idle speed [3000 rpm] - see page VI	%	3.0 to 4.0
HC @ idle speed [3000 rpm] - see page VI	ppm	≤1200
CO ₂ @ idle speed [3000 rpm] - see page VI	%	_
O ₂ @ idle speed [3000 rpm] - see page VI	%	_
Carburettor / fuel injection	Lucas	
Type / ref	L electronic	
Main jet / needle	_	
Injection pressure	bar	_
Pump pressure	bar	2.5 to 2.9
Octane rating	RON	97[R]

Ignition system 400 SE / V8S 1989 to 1995

Type	Electronic	
Ignition coil	Lucas 35C5	
Primary resistance	ohms	0.71 to 0.81
Ballast resistor	ohms	_
Voltage - Tmnl 15(+) to earth	V	_
Distributor	Lucas	
Points gap (air gap)	mm	[≥0.15]
Dwell angle	° (%)	_
Condenser capacity	µF	_
Rotation	Clockwise	
Ignition timing - basic [static	° Crankshaft @ rpm	6 BTDC @ 600
V = Vacuum NV = No Vacuum	NV	
Total ignition advance	° Crankshaft @ rpm	30 BTDC @ 5500
	° Crankshaft @ rpm	_
	° Crankshaft @ rpm	_
Centrifugal check.	° Crankshaft @ rpm	0 @ 800
	° Crankshaft @ rpm	_
	° Crankshaft @ rpm	28 to 30 @ 5000
Vacuum range check	mbar	67 to 367
Maximum vacuum advance	° Crankshaft	7 to 10
Spark plugs	NGK/Champion	
Type	BP7ES / N7YC	
Electrode gap	mm	0.60

Electrical system 400 SE / V8S 1989 to 1995

Battery	V / CC / RC	12 / 60Ah
Alternator voltage / full load current / engine rpm	13.6 to 14.4 / _ / 3000	
Starter motor current / voltage - cranking	A / V	_
- locked	A / V	505 to 550 / _

Running gear 400 SE / V8S 1989 to 1995

Brakes -		
Front (min. friction material thickness)	mm	3.0
Rear (min. friction material thickness)	mm	3.0
Tyres		
Saloon	Size	225/50x15
Estate / Van	Size	_
Pressure - front / rear - Saloon	bar	1.5 / 1.7
- Estate / Van	bar	_
Front suspension / wheel alignment		
Toe-in (+) / Toe-out (-)	mm [°]	+3.2±1.5
Camber	0±0.5°	
Castor	+3.5°±0.5°	
King pin inclination	+6°	
Rear suspension / wheel alignment		
Toe-in (+) / Toe-out (-)	mm [°]	+3.0±1.5
Camber	-1°±0.25°	

Torque wrench settings 400 SE / V8S 1989 to 1995

Cylinder head - stage 1	Nm	Nos 1 to 10: 102
- stage 2	Nm	Nos 11 to 14: 47
- stage 3	Nm	_
- stage 4	Nm	_
Big-end bearings	Nm	47
Main bearings	Nm	75
Clutch cover	Nm	27
Flywheel [driveplate]	Nm	81
Front hubs	Nm	WSM
Rear hubs	Nm	271
Wheel nuts / bolts	Nm	95
Spark plugs	Nm	15

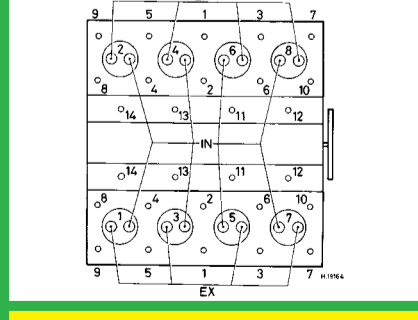
Capacities 400 SE / V8S 1989 to 1995

Engine oil & filter	litres	5.5
Gearbox - 4-speed [5-speed]	litres	1.6
Automatic transmission - refill	litres	_
Final drive	litres	1.4
Cooling system	litres	11.0
Fuel tank	litres	61

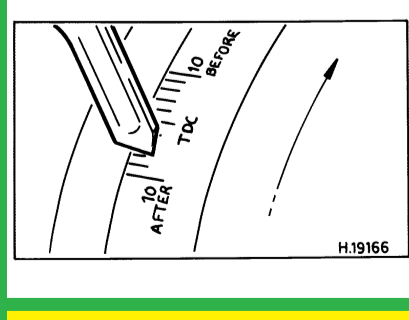
Notes and Illustrations



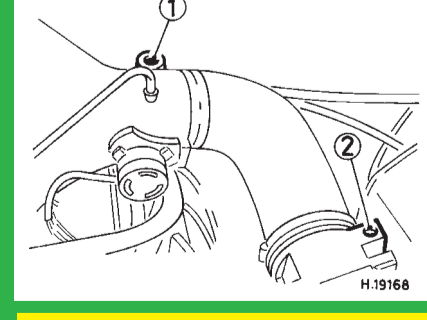
1: Idle speed 2: CO / Mixture



4280 cm³



4280 cm³



L electronic